



A001P Instructions




New for 2019!
A001P comes with a separate Foldaway Bracket that allows the unit to be mounted on either side of the Rollator. It also allows the drink holder to be removed for transport.

Utilizing included clamp and screws attach the foldaway bracket to the angled tube above the seat. Attach the bracket so that the drink holder clears the seat when in the folded in position.



This photo shows the A001P Drink Holder in its normal use position. The drink holder snaps into the Foldaway Bracket by vertically sliding down into the "U" shaped receptacle.



This photo shows the A001P Drink Holder in the "folded in" position for clearing narrow doors or walkways. The drink holder can be removed from the bracket by pulling up vertically.

