

# SMOKER'S APRON

Re-Order #	Color	Unit
☐ 906010	White	Each
☐ 906011	Blue Pattern	Each
☐ 906015	White	Each
☐ 906016	Blue	Each

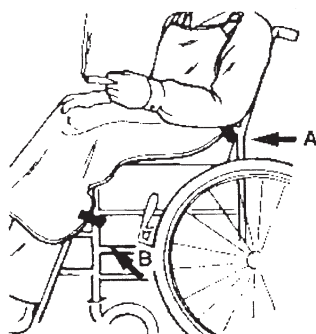


## Purpose

Ski-Care's Smoker's Apron is designed as an aid in the prevention of accidental ignition of a resident's or patient's clothing. It is not a substitute for proper supervision. Patients or residents in wheelchairs who smoke must be supervised. The Smoker's Apron is intended for wheelchair use only. If the smoker is in a geri-chair, we suggest the larger Geri-Chair Smoker's Apron. The model numbers are 906015 (white) and 906016 (blue pattern).

## Easy to Use

1. Place apron over resident/patient and adjust neck strap so that the top of the apron is above the chest. See illustration above.
2. Wrap the upper two sets of Velcro<sup>®</sup> straps around the left and right metal bars just behind the armrest pads. See illustration A. Secure by pressing hook side against loop side.
3. Wrap lower two sets of Velcro<sup>®</sup> straps around the left and right metal bars just below the front of the wheelchair seat. See illustration B. Secure by pressing hook side against loop side.



## Easy Care

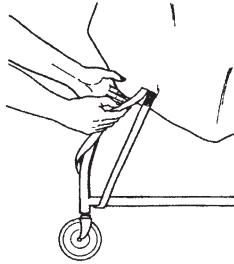
The Smoker's Apron may be cleaned with a mild spray-type cleanser and a damp cloth or sponge. Do not launder. The smokers apron should be rolled for storage, folding and creasing can cause the developing cracks or pinholes.

# GERI-CHAIR SMOKER'S APRON

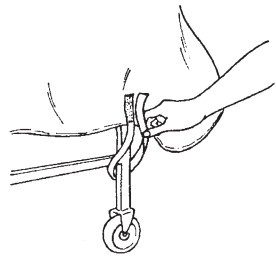
Reorder #	Color	Fabric	Unit
906015	White	Skil-Care Firegard <sup>™</sup>	Each
906016	Blue	Skil-Care Firegard <sup>™</sup>	Each



**A**



**B**



## Purpose

Skil-Care's Geri-Chair Smoker's Apron is designed as an aid in the prevention of accidental ignition of a resident's or patient's clothing. It is not a substitute for proper supervision. Patients or residents in geri-chairs who smoke must be supervised. The Geri-Chair Smoker's Apron is intended for geri-chair use only. If the smoker is in a wheelchair, we suggest the Smoker's Apron designed for wheelchair use. The model numbers are 906010 (white) and 906011 (blue pattern). See reverse side.

## Easy to Use

1. Place the apron over resident/patient and adjust the neck strap so that the top of the apron is above the chest. See illustration above.
2. Secure upper Velcro<sup>®</sup> closures on left and right sides above left and right rear wheels. See illustration A.
3. Secure lower Velcro<sup>®</sup> closures on left and right sides above left and right front wheels. See illustration B.

## Easy Care

The Smoker's Apron may be cleaned with a mild spray-type cleanser and a damp cloth or sponge. Do not launder. The smokers apron should be rolled for storage, folding and creasing can cause the developing cracks or pinholes.